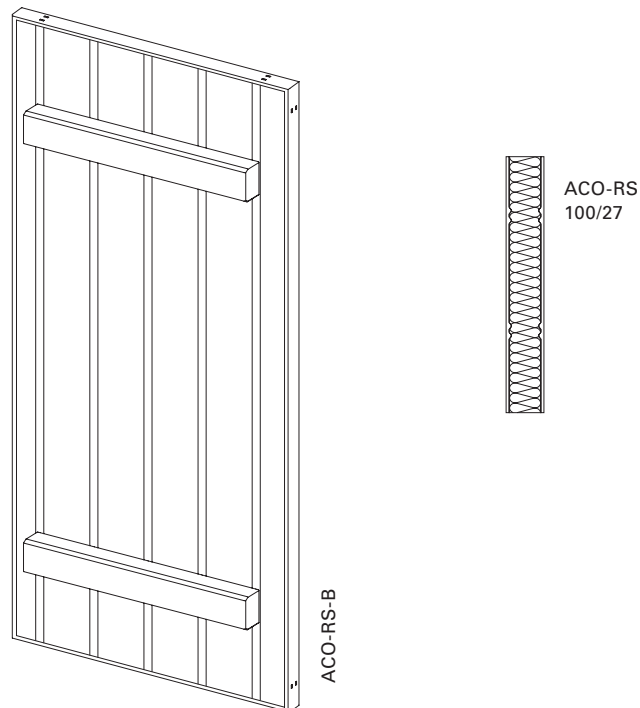


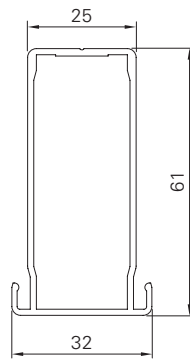
ACO-RS-B



Surface	Fine structure matt (standard), silk gloss, matt Powder-coated 200°C before assembly
Colours	RAL Classic, RAL Design, NCS, VSR
Finishes	Wood, stone, rust
Pretreatment	Ocean Line Plus possible
Notes	Model in combination with basic frame and MACO fittings (frame is notched at position of hinge). Model in combination with express hinge (please note frame overhang). Fittings cannot be mounted to bar Bar dimension is as standard 200 mm inset to the centre from top and bottom Bar distribution also possible according to dimension specification Bars inset laterally by 45 mm Not available with stop diagrams 2L/2R, 3L/3R, 4 Thermal expansion (bimetal effect) Drain holes at bottom of frame

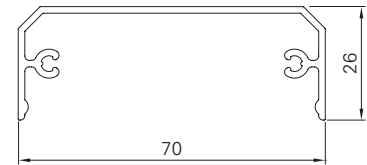


Frame profile



AR61-SE

Crossbar



LQ

Min./Max. dimensions	Width: 280 to 800 mm Height: 800 to 2500 mm
Weight	Approx. 7 kg/m ²
Frame profile	61 × 32 mm extruded aluminium profile
Centre	Polystyrene rigid foam board with double-sided aluminium sheeting plus vertical beading
Attachment	70 × 26 mm extruded aluminium profile (crossbar)
Stop bead	Supplied loose, black or white rubber (depending on sash colour)
Corner connections	Glued-in aluminium bracket with visible notch in the outer frame
Options	Electric drive Basic frame Pre-installation Catch