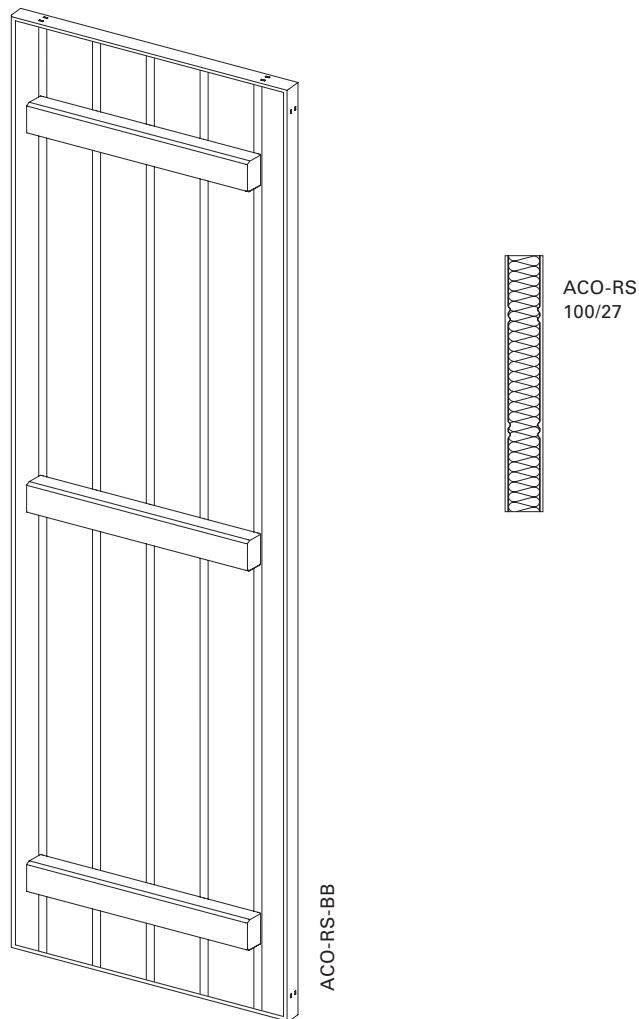


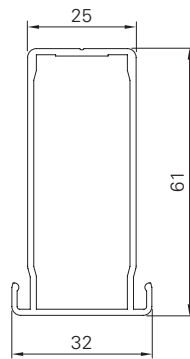
# ACO-RS-BB



<b>Surface</b>	Fine structure matt (standard), silk gloss, matt Powder-coated 200°C before assembly
<b>Colours</b>	RAL Classic, RAL Design, NCS, VSR
<b>Finishes</b>	Wood, stone, rust
<b>Pretreatment</b>	Ocean Line Plus possible
<b>Notes</b>	Model in combination with basic frame and MACO fittings (frame is notched at position of hinge). Model in combination with express hinge (please note frame overhang).  Fittings cannot be mounted to bar Bar dimension is as standard 200 mm inset to the centre from top and bottom Bar distribution also possible according to dimension specification Bars inset laterally by 45 mm  Not available with stop diagrams 2L/2R, 3L/3R, 4 Thermal expansion (bimetal effect) Drain holes at bottom of frame

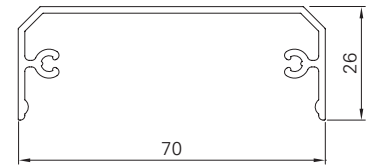


Frame profile



AR61-SE

Crossbar



LQ

<b>Min./Max. dimensions</b>	Width: 280 to 800 mm Height: 800 to 2500 mm
<b>Weight</b>	Approx. 7 kg/m <sup>2</sup>
<b>Frame profile</b>	61 × 32 mm extruded aluminium profile
<b>Centre</b>	Polystyrene rigid foam board with double-sided aluminium sheeting plus vertical beading
<b>Attachment</b>	70 × 26 mm extruded aluminium profile (crossbar)
<b>Stop bead</b>	Supplied loose, black or white rubber (depending on sash colour)
<b>Corner connections</b>	Glued-in aluminium bracket with visible notch in the outer frame
<b>Options</b>	Electric drive   Basic frame   Pre-installation   Catch