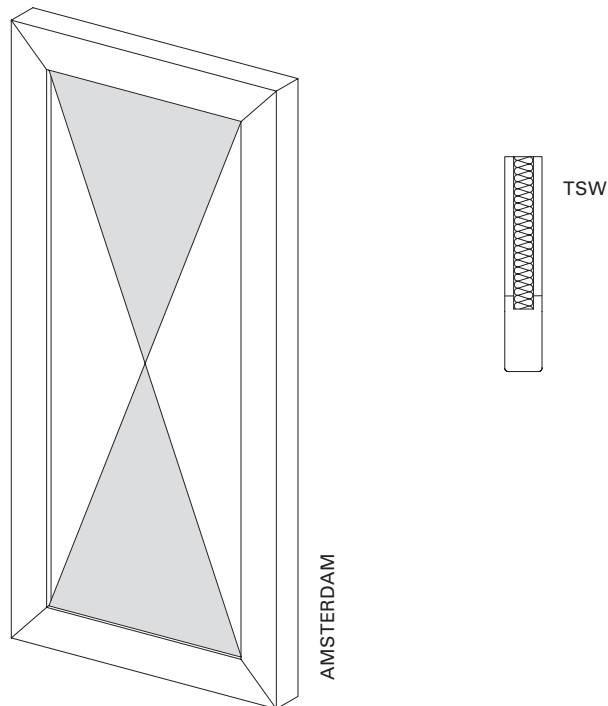


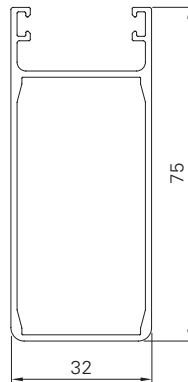
# AMSTERDAM



<b>Surface</b>	Fine structure matt (standard), silk gloss, matt Powder-coated 200 °C before assembly
<b>Colours</b>	RAL Classic, RAL Design, NCS, VSR
<b>Finishes</b>	Wood, stone, rust
<b>Pretreatment</b>	Ocean Line Plus possible
<b>Notes</b>	Drain holes at bottom of frame Electric drive and finish are not possible in combination with special shapes  Double-sided, two-tone coated insert (standard) Single-tone reverse sash insert possible Rod locks cannot be exchanged

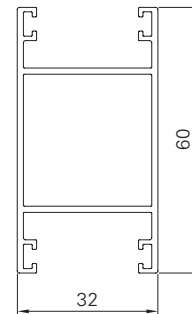


Frame profile



TZR75

Horizontal cross-panel



TZQ60

<b>Min./Max. dimensions</b>	Width: 280 to 800 mm Height: 800 to 2500 mm
<b>Weight</b>	Approx. 6 kg/m <sup>2</sup>
<b>Frame profile</b>	75 × 32 mm extruded aluminium hollow chamber profile
<b>Horizontal cross-panel</b>	60 × 32 mm extruded aluminium hollow chamber profile
<b>Centre</b>	Polystyrene rigid foam board with double-sided aluminium sheeting
<b>Stop bead</b>	Supplied loose, black or white rubber (depending on sash colour)
<b>Corner connections</b>	Glued-in aluminium bracket with visible notch in the outer frame
<b>Options</b>	Notching   Add-on lock   Electric drive   Vertical cross-panel   Rabbet bead   Horizontal cross-panel   Half-round arch (mounted)   Frames   Inside opener crank   Rod lock   Basic frame   Pre-installation   Segmental arch, hollow (mounted)   Catch   Segmental arch, solid (mounted)   Special shapes (arched frame profile)