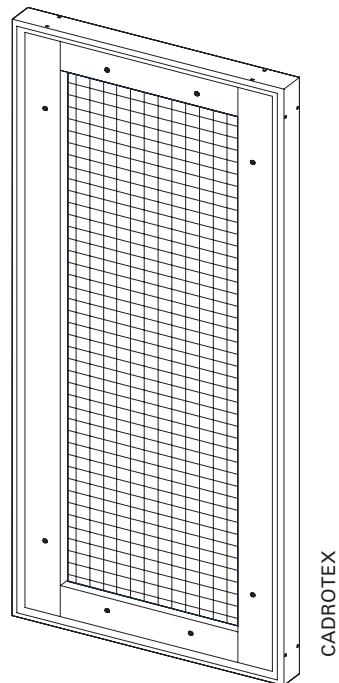


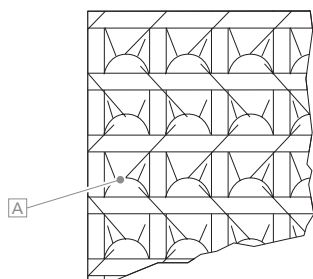
CADROTEX



Surface	Fine structure matt (standard), silk gloss, matt Powder-coated 200 °C before assembly
Colours	RAL Classic, RAL Design, NCS, VSR
Finishes (frame)	Wood, stone, rust
Notes	<p>Insert is available in a variety of different designs, model only on request</p> <p>Insert is put under tension on four sides and can be re-tightened and replaced</p> <p>The weave material  is an approved building material in accordance with DIN EN 13501-1 and has the following combustion behaviour: B-s2,d0 (limited development of smoke, does not drip or fall)</p> <p>Drain holes at bottom of frame</p>

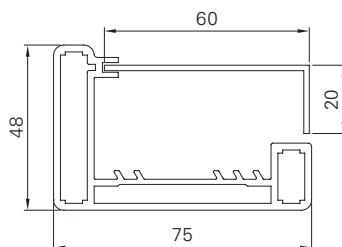


Centre



CADROSUN
CADROSOL86
CADROSOL92

Frame profile



SN75

Min./Max. dimensions	Width: 550 to 2300 mm Height: 800 to 5000 mm The maximum sash size depends on the insert
Weight Approx.	11 kg/m ²
Frame profile	48 × 75 mm extruded aluminium hollow chamber profile
Cover profile	60 × 20 × 2 mm extruded aluminium bracket
Insert	Weave material: 100% high resilience polyester; PVC coating on both sides
Model options	CADROSUN (Dickson Sunworker) CADROSOL86 (Ferrari Soltis 86) CADROSOL92 (Ferrari Soltis 92)
Corner connections	Glued-in aluminium bracket with visible notch in the outer frame
Options	Electric drive