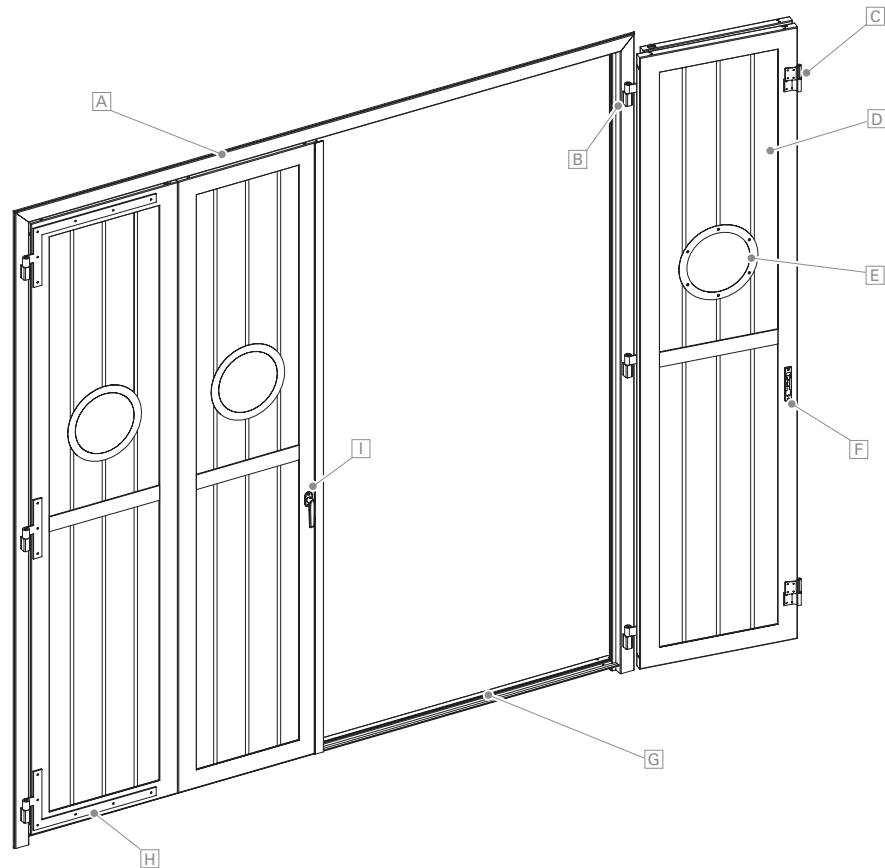


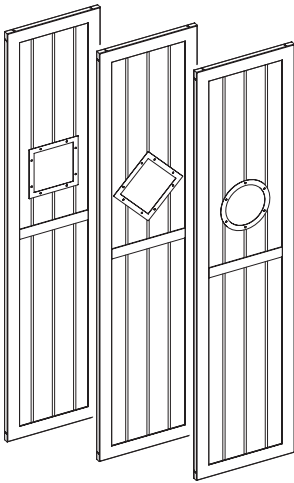
Garage door Orléans



Surface	Fine structure matt (standard), silk gloss, matt Powder-coated 200°C before assembly
Colours	RAL Classic, RAL Design, NCS, VSR
Finishes	Wood, stone, rust
Pretreatment	Ocean Line Plus possible
Stop diagram	2, 2RA/2LA, 3R/3L, 3RA/3LA, 4A
Z75 garage door	3-sided Z75 frame A , loose, pre-installed with brackets B , sash elements D , loose, pre-installed with hinges C and steel angled strips H , rod lock, operable on both sides, I pre-installed, garage door flush bolt, F pre-installed, 20 mm ground sill G , loose, with rubber bead, black or white
Installation types	Frame installed on the inside (opening inwards), frame installed on the outside (opening outwards)
Notes	3 brackets are used on each side in all cases In cases where the flush bolt is pre-installed, the sash and sash side (inside/outside) can be freely selected

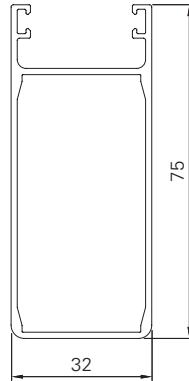


Sash



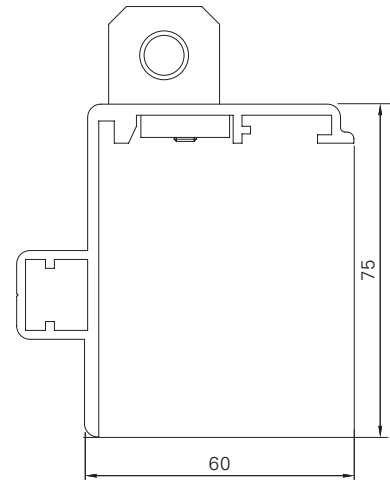
TSW-RS-Q

Mounting frame profile



TZR75

Frame profile



Z75

Min./max. clear dimensions	Width: 500 mm to 2800 mm Height: 800 mm to 2500 mm
Frame profile	75 × 60 mm extruded Al hollow chamber profile
Mounting frame profile	75 × 32 mm extruded Al hollow chamber profile
Sash model	TSW-Q, TSW-RS-Q (vertical groove), TSW-RW-Q (horizontal groove)
Groove	Polystyrene rigid foam board with double-sided aluminium sheeting
Insert for light cut-out E	Circular: Ø200 mm, Ø300 mm extruded Al hollow chamber profile Square: 200 × 200 mm, 300 × 300 mm extruded Al hollow chamber profile Diamond: 200 × 200 mm, 300 × 300 mm extruded Al hollow chamber profile
Acrylic glass for insert	Clear, frosted, lightly smoked, darkly smoked, blue lightly smoked
Horizontal cross-panel profile	60 × 32 mm extruded Al hollow chamber profile
Stop bead	Supplied loose, black or white rubber (depending on sash colour)
Corner connections	Bolted aluminium bracket
Options	Frame extension Shutter rod Blind rod Hook Shutter fastener Pre-installation shutter support for doors Sealing set for fast frames