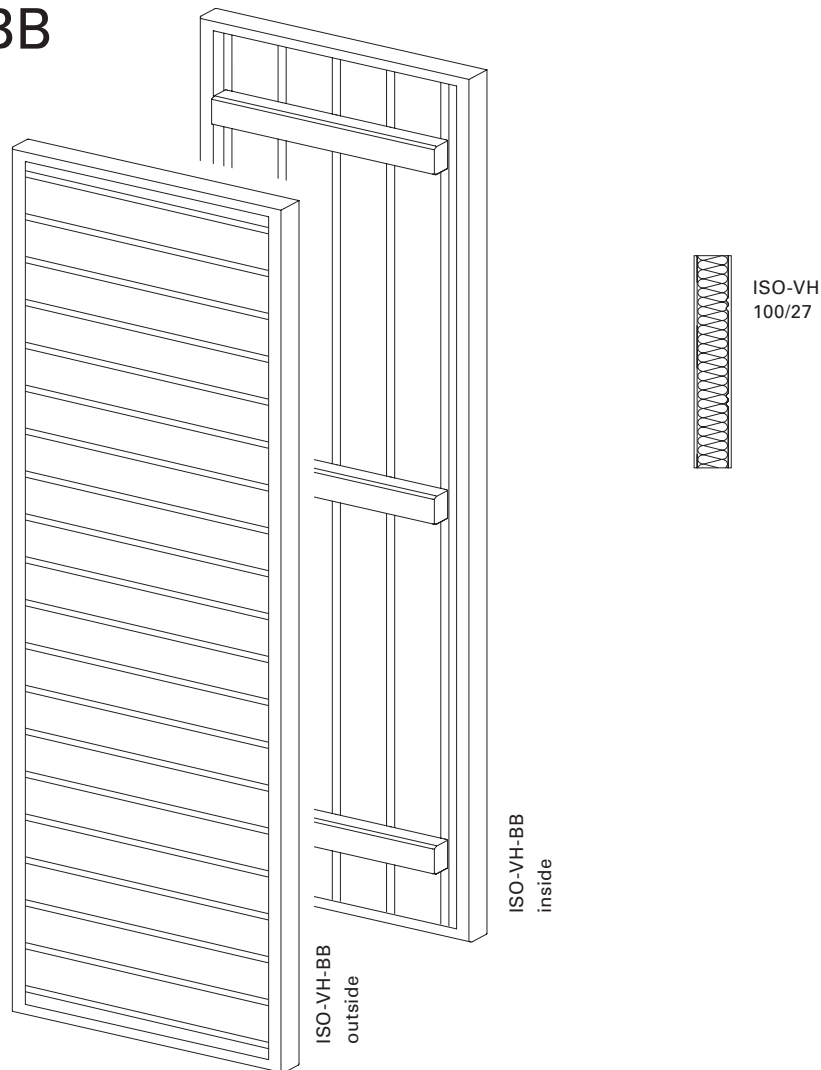


ISO-VH-BB

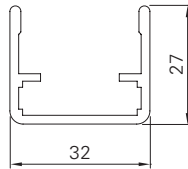


Surface	Fine structure matt (standard), silk gloss, matt Powder-coated 200 °C before assembly
Colours	RAL Classic, RAL Design, NCS, VSR
Finishes	Wood, stone, rust
Pretreatment	Ocean Line Plus possible
Notes	<p>Electric drive is not possible in combination with special shapes Hardware packages type 3 + type 4 are possible</p> <p>Fittings cannot be mounted to bar Bar dimension is as standard 200 mm inset to the centre from top and bottom Bar distribution possible according to dimension specification Bars inset laterally by 45 mm Bars inset laterally by 90 mm in combination with add-on lock</p> <p>Not available with stop diagrams 2L/2R, 3L/3R, 4 If the outer slat section is < 65 mm due to the width of the sash, slat distribution is organised symmetrically Thermal expansion (bimetal effect) Drain holes at bottom of frame</p>

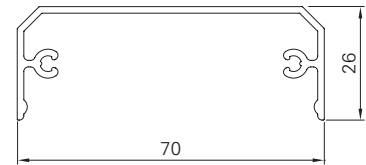


Frame profile

Crossbar



R27



LQ

Min./Max. dimensions	Width: 280 to 800 mm Height: 800 to 2500 mm
Weight	Approx. 7 kg/m ²
Frame profile	27 × 32 mm extruded aluminium profile
Centre	Polystyrene rigid foam board with double-sided aluminium sheeting plus vertical beading on the inside and horizontal beading on the outside at intervals of 100 mm
Attachment	70 × 26 mm extruded aluminium profile (crossbar)
Stop bead	Supplied loose, black or white rubber (depending on sash colour)
Insulation	Resistance to heat passage: $\Delta R = 0.26 \text{ (m}^2 \times \text{K)}/\text{W}$ (see certificate)
Corner connections	Glued-in aluminium bracket
Options	Add-on lock Rabbet bead Electric drive Basic frame Frames Pre-installation Notching Special shapes (arched frame profile) Catch Additional bar attachment Horizontal beading at intervals of 150/160/170 mm