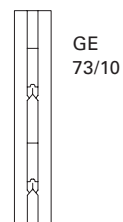
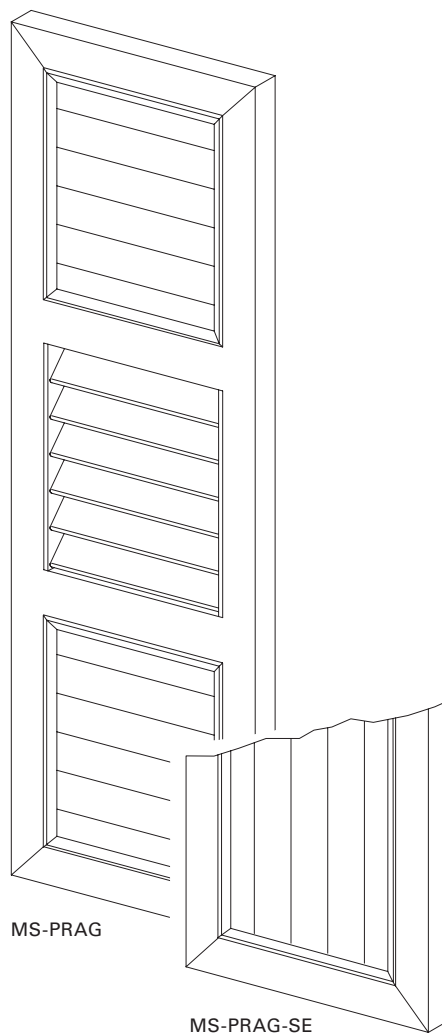
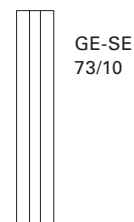


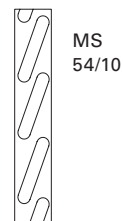
MS-PRAG (-SE)



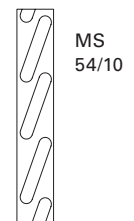
GE
73/10



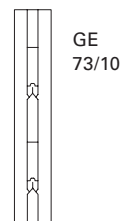
GE-SE
73/10



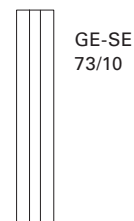
MS
54/10



MS
54/10



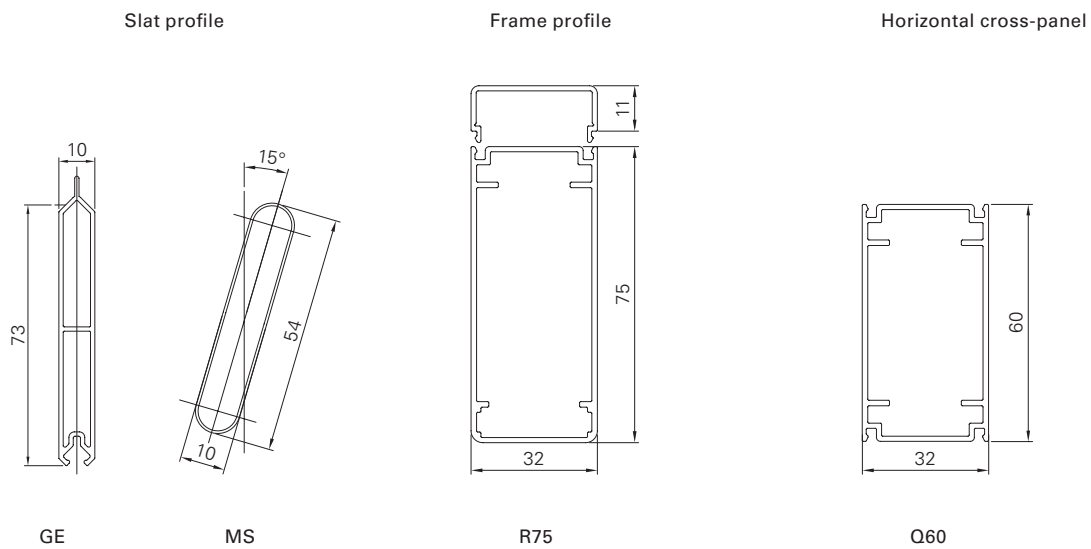
GE
73/10



GE-SE
73/10

Surface	Fine structure matt (standard), silk gloss, matt Powder-coated 200°C before assembly
Colours	RAL Classic, RAL Design, NCS, VSR
Finishes	Wood, stone, rust
Pretreatment	Ocean Line Plus possible
Notes	<p>Distribution of horizontal cross-panel: 1/3 top, 1/3 centre, 1/3 bottom; division by dimensions specification also possible (depending on distribution of slats)</p> <p>Inserts are exchangeable</p> <p>Drain holes at bottom of frame</p> <p>For technical reasons a different support frame is installed in combination with special shapes used at the top</p> <p>Electric drive and finish are not possible in combination with special shapes</p> <p>When shutter closures are used (art. no. 5315/5316) supports are required (art. no. 5323)</p> <p>Floor locking in combination with special shapes can only be installed to a limited extent</p>





Min./Max. dimensions	Width: 280 to 800 mm Height: 800 to 2500 mm
Min./max. infeed	46,0–51,5 mm
Inclination angle	15°
Weight	Approx. 9 kg/m ²
Frame profile	75 × 32 mm extruded aluminium hollow chamber profile
Slat profile	54 × 10 mm extruded aluminium hollow chamber profile
Slat carrier profile	32 × 11 mm extruded aluminium profile
Horizontal cross-panel profile	60 × 32 mm extruded aluminium hollow chamber profile
Centre	73 × 10 mm extruded aluminium hollow chamber profile
Stop bead	Supplied loose, black or white rubber (depending on sash colour)

Corner connections Aluminium bracket, glued-in and additionally secured by plastic pins

Options Notching | Add-on lock | Opener | Floor locking | Electric drive | Easyflex | Rabbet bead | Vertical cross-panel | Half-round arch (mounted) | Horizontal cross-panel | Inside opener crank | Frames | Basic frame | Rod lock | Segmental arch, hollow (mounted) | Pre-installation | Segmental arch, solid (mounted) | Catch | Special shapes (arched frame profile)