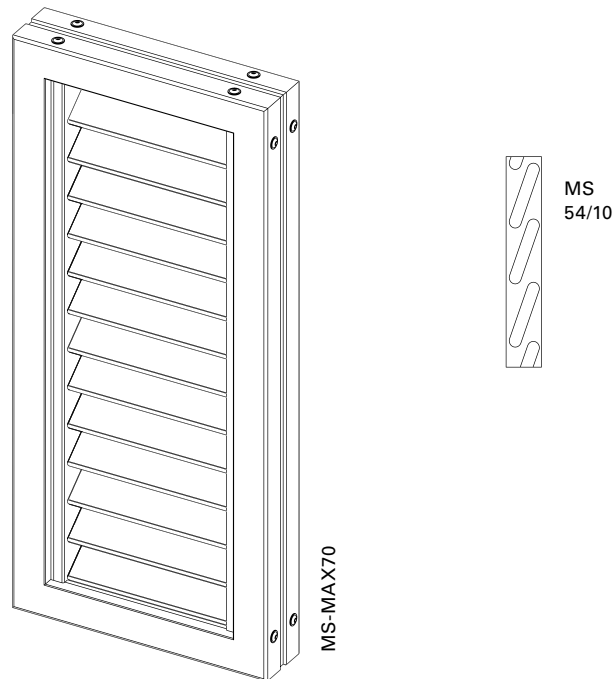


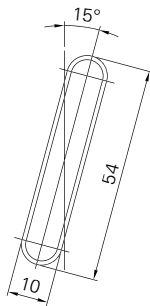
MS-MAX70



Surface	Fine structure matt (standard), silk gloss, matt Powder-coated 200°C before assembly
Colours	RAL Classic, RAL Design, NCS, VSR
Finishes	Wood, stone, rust
Pretreatment	Ocean Line Plus possible
Notes	Drain holes at bottom of frame Slats are exchangeable

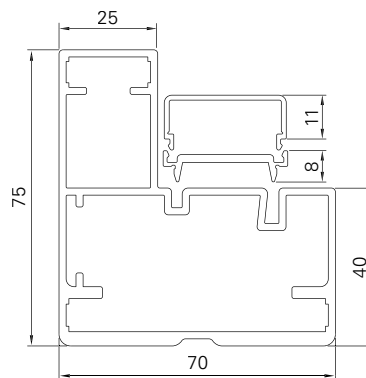


Slat profile



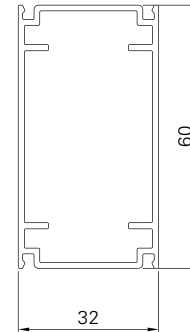
MS

Frame profile



MAX70

Horizontal cross-panel



Q60

Min./Max. dimensions	Width: 550 to 2200 mm Height: 800 to 5500 mm
Min./max. infeed	Approx. 46,0 – 51,5 mm
Inclination angle	15°
Weight	Approx. 16 kg/m ²
Frame profile	75 × 70 mm extruded aluminium hollow chamber profile
Slat profile	54 × 10 mm extruded aluminium hollow chamber profile
Slat carrier profile	32 × 11 mm extruded aluminium profile
Intermediate profile	32 × 8 mm extruded aluminium profile
Horizontal cross-panel profile	60 × 32 mm extruded aluminium hollow chamber profile

Corner connections Aluminium bracket, glued-in and additionally bolted

Options Vertical cross-panel | Horizontal cross-panel | Sliding shutter flush bolt | Electric drive