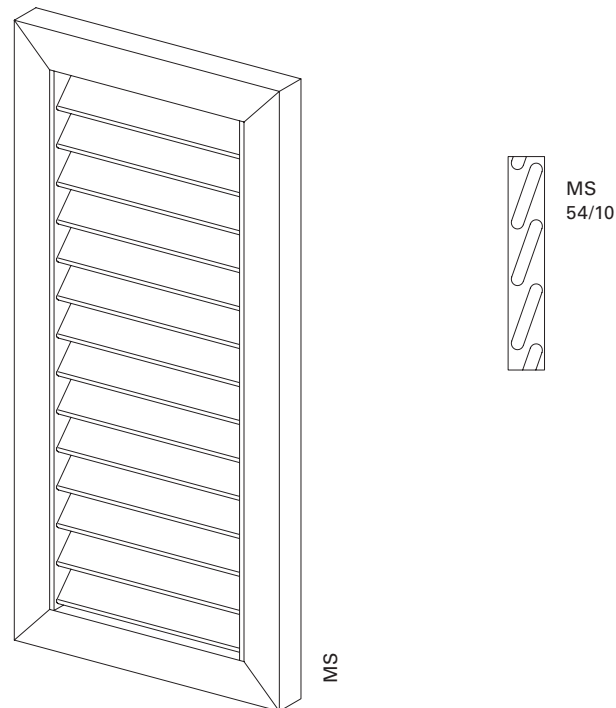
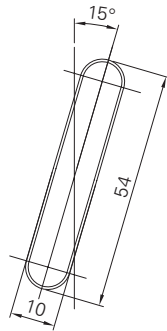


# MS



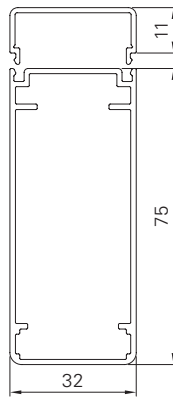
Surface	Fine structure matt (standard), silk gloss, matt Powder-coated 200°C before assembly
Colours	RAL Classic, RAL Design, NCS, VSR
Finishes	Wood, stone, rust
Pretreatment	Ocean Line Plus possible
Notes	Drain holes at bottom of frame Slats are exchangeable

Slat profile



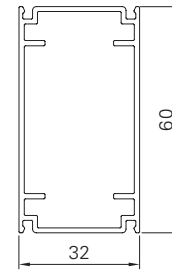
MS

Frame profile



R75

Horizontal cross-panel



Q60

<b>Min./Max. dimensions</b>	Width: 550 to 2200 mm Height: 800 to 3000 mm
<b>Min./Max. infeed</b>	46,0–51,5 mm
<b>Inclination angle</b>	15°
<b>Weight</b>	Approx. 9 kg/m <sup>2</sup>
<b>Frame profile</b>	75 × 32 mm extruded aluminium hollow chamber profile
<b>Slat profile</b>	54 × 10 mm extruded aluminium hollow chamber profile
<b>Slat carrier profile</b>	32 × 11 mm extruded aluminium
<b>Horizontal cross-panel profile</b>	60 × 32 mm extruded aluminium hollow chamber profile
<b>Corner connections</b>	Aluminium bracket, glued-in and additionally secured by plastic pins
<b>Options</b>	Vertical cross-panel   Horizontal cross-panel   Support profile   Sliding shutter flush bolt   Electric drive