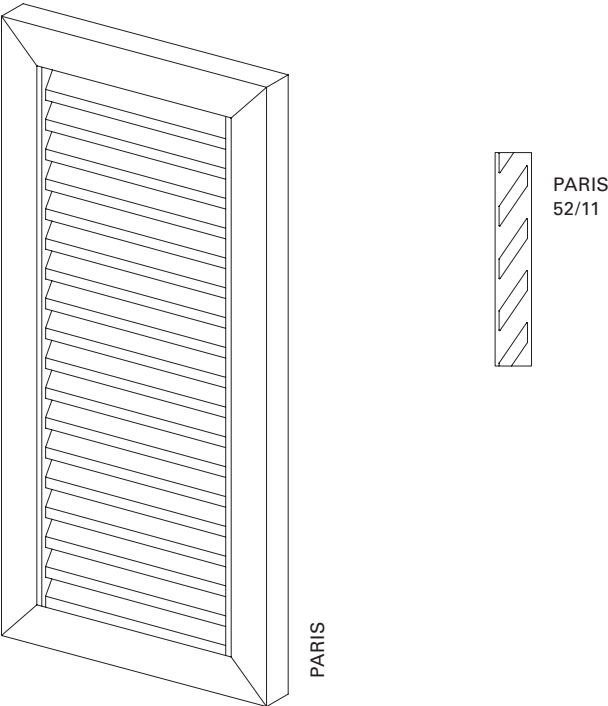


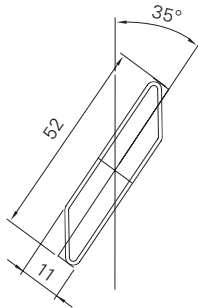
PARIS



Surface	Fine structure matt (standard), silk gloss, matt Powder-coated 200°C before assembly
Colours	RAL Classic, RAL Design, NCS, VSR
Finishes	Wood, stone, rust
Pretreatment	Ocean Line Plus possible
Notes	Drain holes at bottom of frame Slats are exchangeable

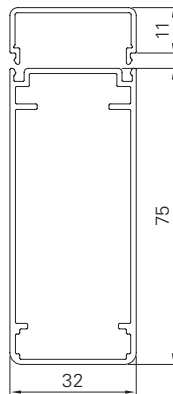


Slat profile



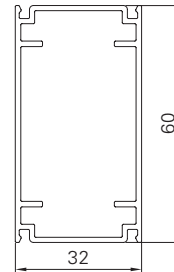
PARIS

Frame profile



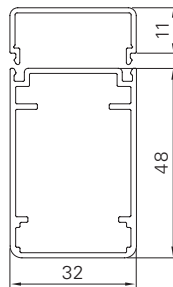
R75

Horizontal cross-panel



Q60

Option



R48

Min./Max. dimensions	Width: 280 to 600 mm Height: 800 to 3000 mm
Min./max. infeed	40,0–50,5 mm
Inclination angle	35°
Weight	Approx. 8 kg/m ²
Frame profile	75 × 32 mm extruded aluminium hollow chamber profile
Option R48	48 × 32 mm extruded aluminium hollow chamber profile
Slat profile	40 × 12 mm extruded aluminium hollow chamber profile
Slat carrier profile	32 × 11 mm extruded aluminium
Horizontal cross-panel profile	60 × 32 mm extruded aluminium hollow chamber profile
Corner connections	Aluminium bracket, glued-in and additionally secured by plastic pins
Options	Pull catch Turning lock Pre-assembly Gap and joint cover Protection against flashover Rail end stop Arrester for shutter with bracket FSL-light Motorisation MoveTronic