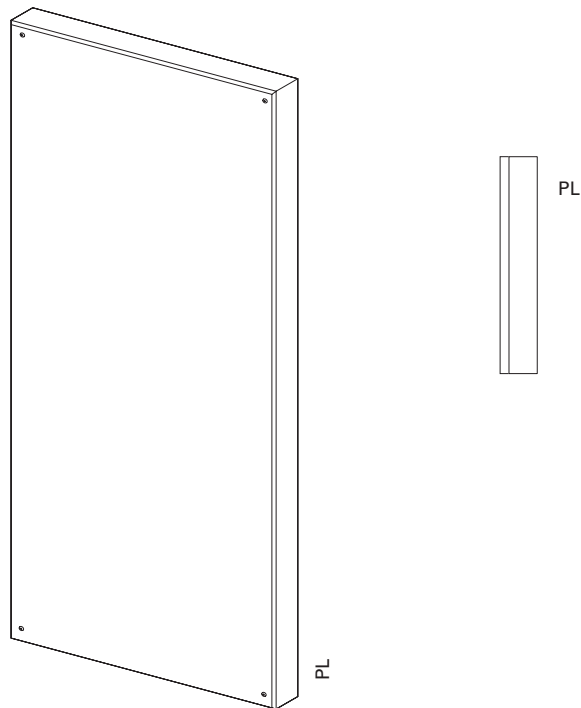
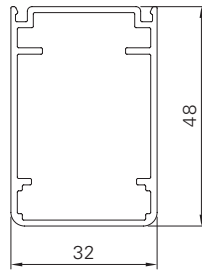


PL-R48



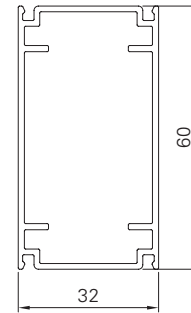
Surface	Fine structure matt (standard), silk gloss, matt Powder-coated 200 °C before assembly
Colours	RAL Classic, RAL Design, NCS, VSR
Finishes	Wood, stone, rust
Pretreatment	Ocean Line Plus possible
Notes	From a sash width of 1500 mm, two aluminium plates are slotted into place. For technical reasons this makes a horizontal cross-panel profile necessary. Drain holes at bottom of frame

Frame profile



R48

Horizontal cross-panel



Q60

Min./max. dimensions	Width: 550 to 2200 mm, Height: 800 to 3000 mm
Weight	Approx. 9 kg/m ²
Frame profile	48 × 32 mm extruded aluminium hollow chamber profile
Centre	One-sided riveted 2 mm aluminium plate
Horizontal cross-panel	60 × 32 mm extruded aluminium hollow chamber profile (optional)
Corner connections	Aluminium bracket, glued-in and additionally secured by plastic pins
Options	Electric drive Horizontal cross-panel Vertical cross-panel Additional aluminium plate on inside of sash