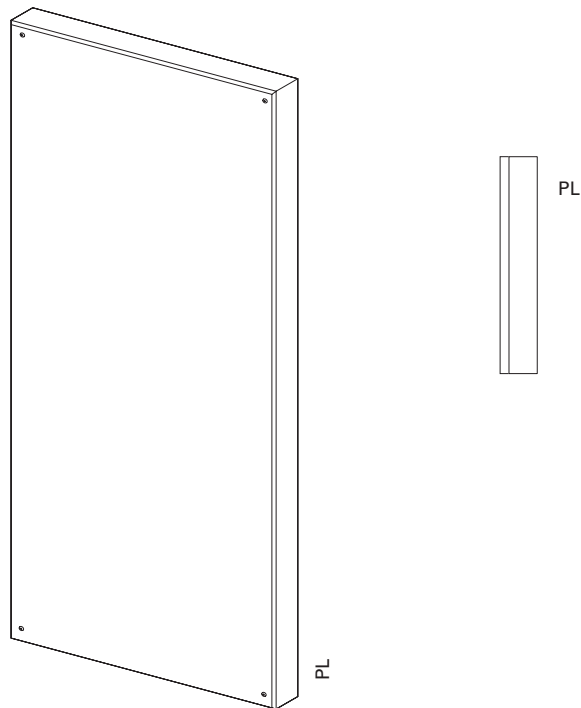
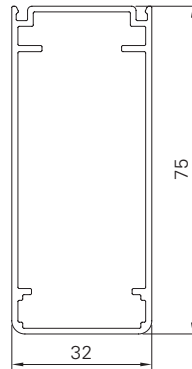


# PL



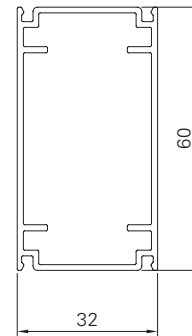
Surface	Fine structure matt (standard), silk gloss, matt Powder-coated 200 °C before assembly
Colours	RAL Classic, RAL Design, NCS, VSR
Finishes	Wood, stone, rust
Pretreatment	Ocean Line Plus possible
Notes	From a sash width of 1500 mm, two aluminium plates are slotted into place. For technical reasons this makes a horizontal cross-panel profile necessary.  Drain holes at bottom of frame

Frame profile



R75

Horizontal cross-panel



Q60

<b>Min./max. dimensions</b>	Width: 550 to 2200 mm, Height: 800 to 3000 mm
<b>Weight</b>	Approx. 9 kg/m <sup>2</sup>
<b>Frame profile</b>	75 × 32 mm extruded aluminium hollow chamber profile
<b>Centre</b>	One-sided riveted 2 mm aluminium plate
<b>Horizontal cross-panel profile</b>	60 × 32 mm extruded aluminium hollow chamber profile (optional)
<b>Corner connection</b>	Glued-in aluminium bracket with visible notch in the outer frame
<b>Options</b>	Electric drive   Horizontal cross-panel   Vertical cross-panel   Additional aluminium plate on inside of sash