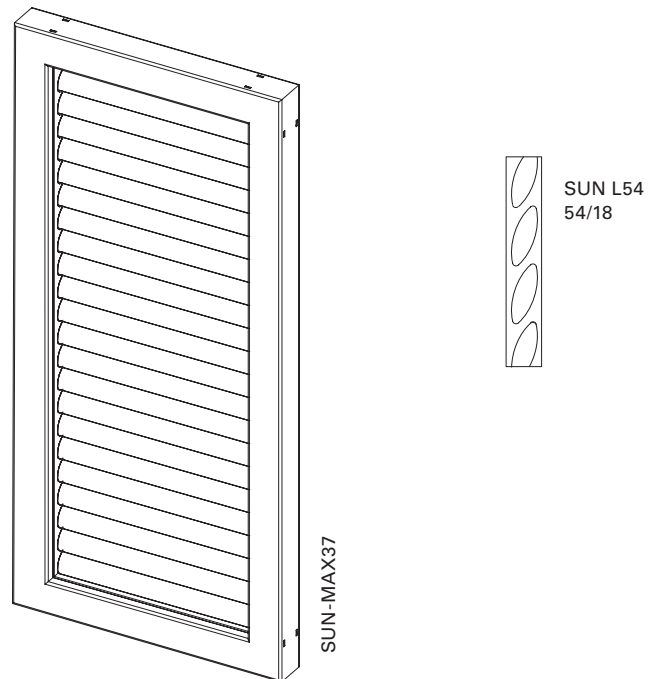


# SUN-MAX37

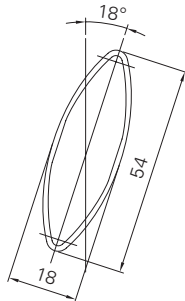


---

<b>Surface</b>	Fine structure matt (standard), silk gloss, matt Powder-coated 200°C before assembly
<b>Colours</b>	RAL Classic, RAL Design, NCS, VSR
<b>Finishes</b>	Wood, stone, rust
<b>Pretreatment</b>	Ocean Line Plus possible
<b>Notes</b>	Drain holes at bottom of frame Slats are exchangeable

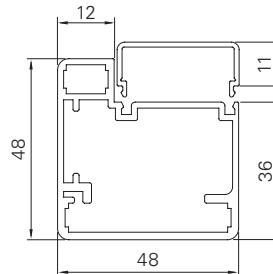


Slat profile



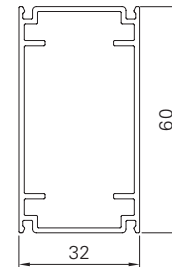
SUN L54

Frame profile



MAX37

Horizontal cross-panel



Q60

<b>Min./Max. dimensions</b>	Width: 550 to 2200 mm Height: 800 to 3500 mm
<b>Min./max. infeed</b>	Approx. 49,0 – 51,5 mm
<b>Inclination angle</b>	18°
<b>Weight</b>	Approx. 11 kg/m <sup>2</sup>
<b>Frame profile</b>	48 × 48 mm extruded aluminium hollow chamber profile
<b>Slat profile</b>	54 × 18 mm extruded aluminium hollow chamber profile
<b>Slat carrier profile</b>	32 × 11 mm extruded aluminium profile
<b>Horizontal cross-panel profile</b>	60 × 32 mm extruded aluminium hollow chamber profile
<b>Corner connections</b>	Glued-in aluminium bracket with visible notch in the outer frame
<b>Options</b>	Vertical cross-panel   Horizontal cross-panel   Sliding shutter flush bolt   Electric drive