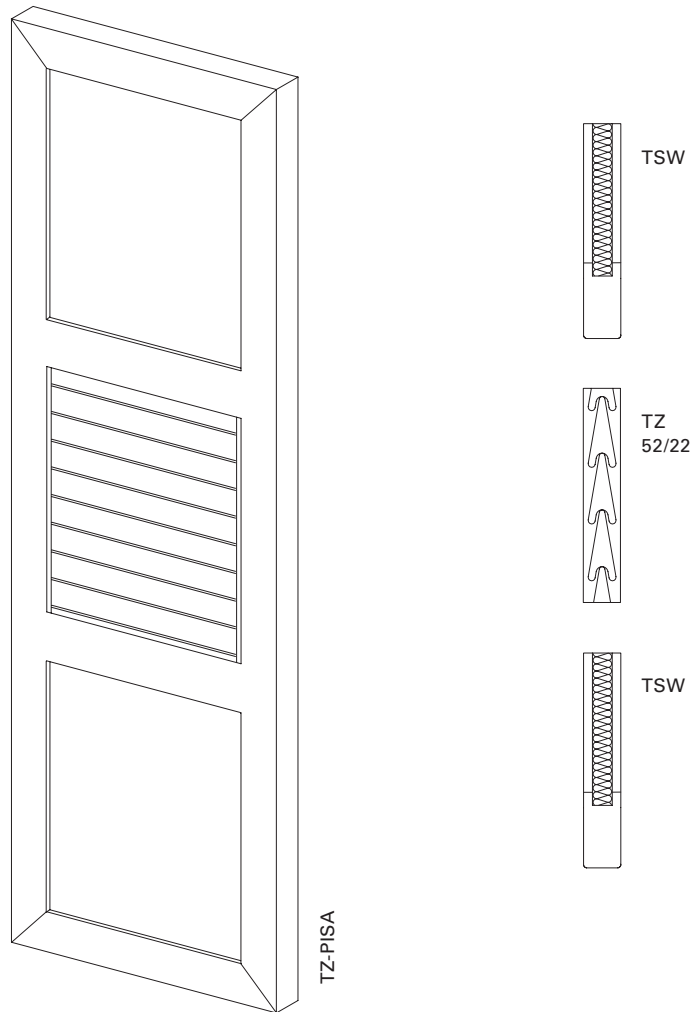


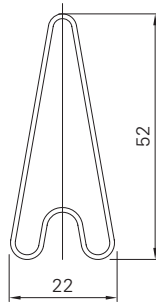
TZ-PISA



Surface	Fine structure matt (standard), silk gloss, matt Powder-coated 200 °C before assembly
Colours	RAL Classic, RAL Design, NCS, VSR
Finishes	Wood, stone, rust
Pretreatment	Ocean Line Plus possible
Notes	<p>Distribution of horizontal cross-panel: 1/3 top, 1/3 centre, 1/3 bottom; division by dimensions specification also possible (depending on distribution of slats)</p> <p>Drain holes at bottom of frame</p> <p>Electric drive and finish are not possible in combination with special shapes</p> <p>Upper slats cut to size (vary depending on sash height)</p> <p>Rod locks cannot be exchanged</p>

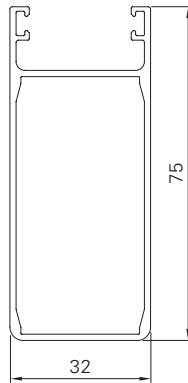


Slat profile



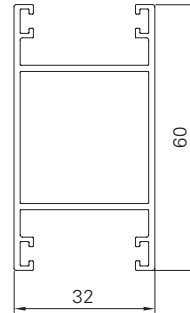
TZ

Frame profile



TZR75

Horizontal cross-panel



TZQ60

Min./Max. dimensions	Width: 280 to 800 mm Height: 800 to 2500 mm
Weight	Approx. 12 kg/m ²
Frame profile	75 × 32 mm extruded aluminium hollow chamber profile
Slat profile	52 × 22 mm extruded Al hollow chamber profile
Horizontal cross-panel	60 × 32 mm extruded aluminium hollow chamber profile
Centre	Polystyrene rigid foam board with double-sided aluminium sheeting
Stop bead	Supplied loose, black or white rubber (depending on sash colour)
Corner connections	Glued-in aluminium bracket with visible notch in the outer frame
Options	Notching Add-on lock Electric drive Horizontal cross-panel Rabbet bead Frames Half-round arch (mounted) Rod lock Inside opener crank Pre-installation Basic frame Catch Segmental arch, hollow (mounted) Segmental arch, solid (mounted) Special shapes (arched frame profile)