

Aluminium window shutters

A vibrant tradition



A vibrant tradition

Employing more than 370 members of staff, EHRET is the leading supplier of aluminium shutters in Europe. Drawing on over 45 years of experience, a wealth of specialist knowledge and a great deal of enthusiasm, EHRET produces window shutters that make an eye-catching statement and set standards. Blending seamlessly into the architecture, they create a harmonious and unique façade. Buildings designed with colour and form in mind have an unmistakable character. Whether you are looking for a traditional or contemporary concept, we offer the highest quality with almost unlimited design possibilities.

Durability

Perfectly coated aluminium surfaces are vital for protecting the valuable shutter components over the long term. Our quality requirements are so high that they even exceed the international standards set for workmanship and coating. That is why EHRET shutters still look like new decades later.

Functionality

Research & development play an important role at EHRET. We combine our technological expertise in the area of aluminium processing and powder coating technology. This produces pioneering services and solutions, which can be applied and installed more smoothly and conveniently.

Individuality

Unique requirements call for unique solutions. In cases like these, we work with our customers to develop tailor-made products. The customer and his or her requirements are our focus; shapes, colours and materials can all be combined.

Sustainability

EHRET has taken a strategic decision in support of integrated quality management. However, it is not only quality that plays a significant role in the success of the company: a credible environmental and health protection strategy does too. Our quality management enables us to manufacture perfectly coated and professionally assembled shutters that will provide joy for years to come.



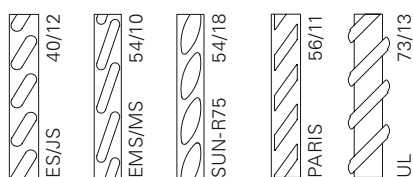




Fixed slats

Window shutters with fixed slats consist of at least one field with fixed slats. Irrespective of this, it is possible to use additional fields which are closed with aluminium sheets (smooth, or grooved lengthwise or diagonally). Two or more fields are divided by a vertical or horizontal cross-panel.

Slat profile cross-section:





PARIS-PRAG



LINZ



JS



SUN-R75



MS

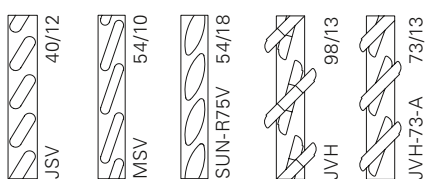
Excerpt from our product range of over 80 different models.



Moving slats

Window shutters with moving slats consist of at least one field with moving slats. Irrespective of this, it is possible to use additional fields which are closed with aluminium sheets (smooth, or grooved lengthwise or diagonally). Two or more fields are divided by a vertical or horizontal cross-panel. The slats are moved using a visible or invisible push rod.

Slat profile cross-section:





MSV



BRIG-SE



SUN-R75V



JSV



JVH

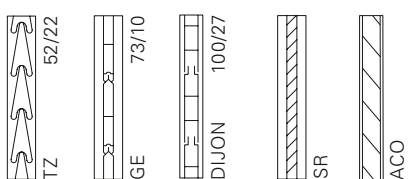
Excerpt from our product range of over 80 different models.



Closed models

Closed models consist entirely of centres elements that are made up of either slat-like elements or aluminium sheets. How the area is divided up depends on the number of fields. Crossbars or Z-bars may be selected as an additional design element.

Slat profile cross-section:





GE



DIJON-Z



DIJON-B



DIJON-BB



TZ-PISA

Excerpt from our product range of over 80 different models.



Insulating models

The sandwich construction in insulating models, which consists of highly insulating rigid polystyrene foam enclosed by two aluminium panels, provides excellent insulation. Regardless of whether the model is a closed window shutter in a simple or special shape with a slat design, the insulating models guarantee thermal comfort throughout the day and at any season of the year.

Insulation cross-sections:





ISO-BB



TIZO-PISA



TIZO-ROM-RS



TIZO-ROM



TSW

Excerpt from our product range of over 80 different models.



Special shapes and design options

Unique requirements call for unique solutions. The wide choice of EHRET models with round arches or inclined surfaces can be designed individually to fit into almost any window reveal.

Models featuring design options make an even more eye-catching statement in the façade. There is practically no limit on the shapes and number of cut-outs that are used, making each shutter completely unique.



SEGMENTAL ARCH



ROUND ARCH



HALF-ROUND ARCH



WORKED INCLINED SURFACE



HEART DESIGN OPTION



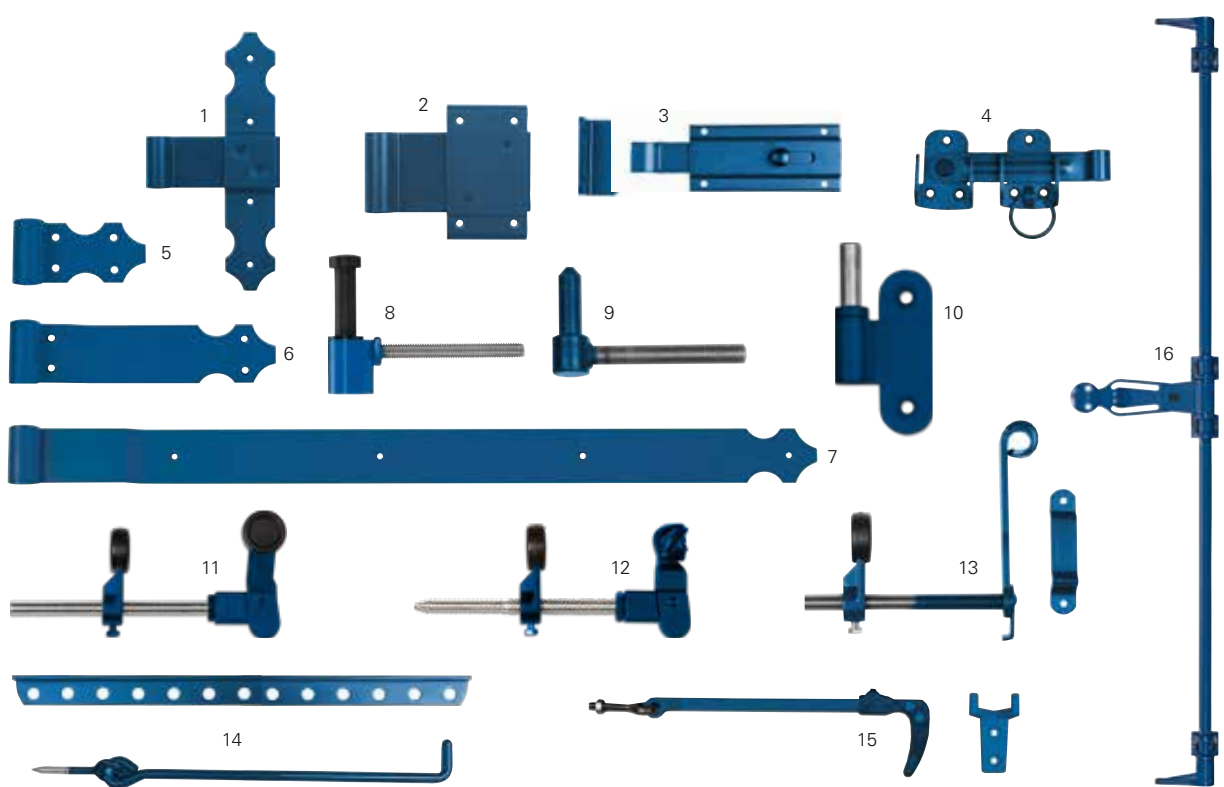
DIAMOND DESIGN OPTION



Hardware – functionality with variety

Hardware is required for the rotational opening and closing movements. Additionally, closures and shutter holders ensure that the window shutter is secured when it is either open or closed. With over 400 different fittings, we have the right solution for every structural situation.

- 1** French cross brace
- 2** Cross brace
- 3** Catch
- 4** Centre lock
- 5** French hinge
- 6** ISO/DIJON hinge
- 7** Long hinge
- 8** Security catch
- 9** Pintle for masonry
- 10** Pintle for timber or artificial stone
- 11** Universal shutter holder
- 12** Lady head shutter holder
- 13** Shutter fastener with scraper plate
- 14** Perforated bar and rod
- 15** Hook and catch
- 16** “Ambiente” rotating rod closure





Drives

VOLETRONIC drive

Window shutters are not only beautiful but also have exceptionally practical handling if motorised. A touch to a button and the window shutters are opened or closed gently and with an even movement. The built-in VOLETRONIC drive system is discrete in appearance in sash or façade colour and preserves the authentic appearance of the building. The VOLETRONIC is a robust drive with high durability. An important safety feature is the integrated anti-crushing protection: The drive stops as soon as an obstacle is to be found between the window shutters.

Motorisation

Window shutters can be opened and closed conveniently at the press of a button. EHRET drives can be integrated into the building control system or combined with wind and sun monitors. It is also possible to retrofit existing shutters with this equipment.

Inside opener

Inside openers can be used for all single or multi-leaf window shutters. Shutters can also be operated from the inside with the hand crank. The window shutters can even be opened without opening the window, another factor that makes them easy to use.



Hand switch/key



Inside opener



Remote control



230V motorisation



Options

Protection against intruders

Aluminium window shutters are robust and durable. Adjustable slats with locks as well as full-faced models with smooth surfaces offer little opportunity for burglars and ensure maximum protection. Additional locking mechanisms and locks are another efficient method of protection against intruders. Some of our anti-intruder products can be installed and combined to a certain extent retroactively, which means that there are no problems with upgrading an existing building.

Insect screen

The practical insect screen roller blind provides effective protection against unwanted insects (like mosquitoes) in living spaces when the window is open. The insect screen can be opened and closed easily. It can be combined with almost all EHRET window shutters and can also be installed retroactively.

Installation frame

The EHRET basic frames offer everything that is needed for simple and precise installation. Adjustments, drilling and installation of the shutters at the building site no longer necessary! The basic frames can also be plastered. Incredibly simple installation and a diverse range of options ensure time-saving installation of shutters.

Openers

Window shutters with openers combine a southern flair with additional practical features. Pivoting open the closed shutter using the hinge mechanism provides the room with excellent ventilation, while still keeping it protected from the sun and maintaining privacy.



Burg rod



Opener



Installation frame



Basic frame with insect screen

Colours and finishes – versatility without limits

Colour plays an important role in the world of shutters. Colours evoke certain emotions and associations and, together with shapes, give the building a unique character. The special OCEANLINE pre-treatment and powder coating make the shutters extremely weather-resistant and provide long-term protection against chalking and changes in colour. The impact-proof surface is scratch-resistant and maintenance-free (no re-painting required).

Surface

We offer a finely textured matte (FSM) surface as standard, creating an innovative surface texture whose look is both modern and timeless. The surface is resistant to dirt and is therefore easy to clean.

Colours – a rainbow of possibilities

There are over 4000 colours to choose from, taken from various colour systems such as RAL, NCS, Futura and VSR. EHRET has compiled a selection of the most popular colours. Standardised colour systems allow the shutters to be colour-matched perfectly to other elements of the façade.

Finishes – naturally beautiful

As is typical for natural products, every single finish coating is unique. The shutter is coated with the chosen finish in a second annealing process on top of a highly weatherproof (HWF) base powder. EHRET offers an extensive range of wood, stone, rust and individual finishes thanks to its flexibility, expertise and technology.

Ocean Line plus – maximum protection

The special powder-coating pre-treatment increases the durability of the window shutter surfaces and makes them more resistant to environmental and industrial influences. For extreme conditions, such as those found in areas close to the coast, swimming pools or in the chemicals industry, EHRET has developed Ocean Line plus, a special pre-treatment that also protects products from filiform corrosion.


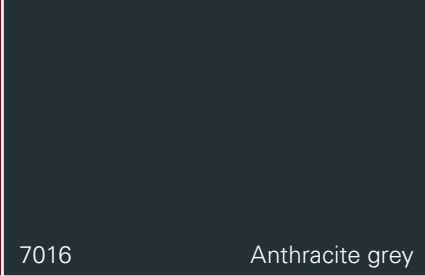
















Colours – a selection of the most popular colours












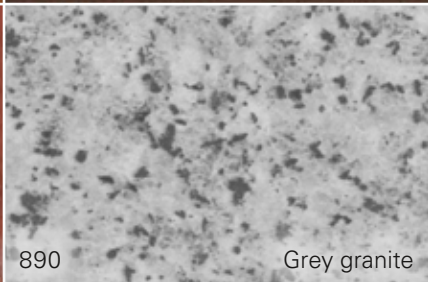
6005	Moss green	3011
8017	Chocolate brown	9016
5003	Sapphire blue	6009
9010	Pure white	7012

Finishes – deceptively real












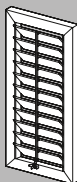

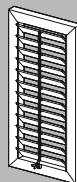
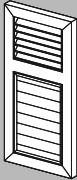
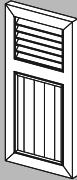
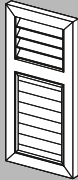
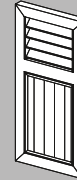
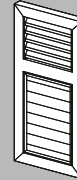
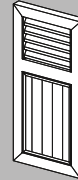
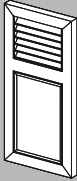
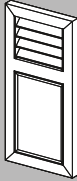
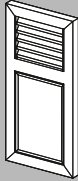
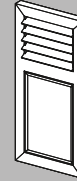
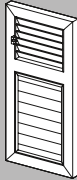
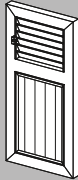
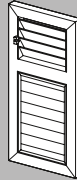
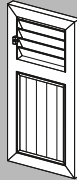
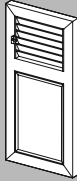
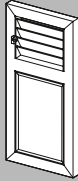
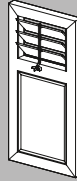
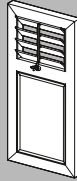




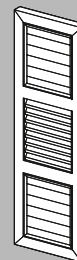



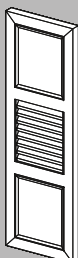
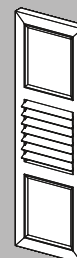


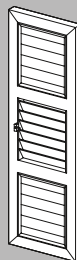



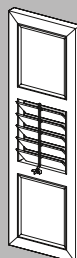
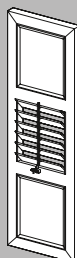
800	Douglas fir light	
835	Gold oak Reno light	859
856	Oak dark	830
821	Pine 3D	809

			
Brown red	7016 Anthracite grey	7035 Light grey	8014 Sepia brown
			
Traffic white	3004 Purple red	6021 Pale green	3003 Grey brown
			
Fir green	5014 Pigeon blue	8011 Nut brown	3005 Wine red
			
Basalt grey	8003 Clay brown	7040 Window grey	9007 Grey aluminium


Note
 Some special colours in the RAL design and NCS ranges are not available in façade quality. Please note that the reproduction of colours and finishes in this brochure may vary from the original colour for technical reasons. A more precise representation can be seen on sample plates with the original coating.

		
	874 Winchester Reno	872 Walnut
		
Swiss pine dark	893 African ebony	805 Gold oak Reno light
		
Gold oak	888 Teak red	853 Walnut dark
		
Swiss pine light	866 Rust dark	839 Gold stone pine
		
		908666 Rust effect, brown patina
		890 Grey granite

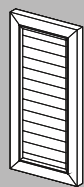
EHRET window shutter models, overview

	Fixed slats	Moving slat
1 field	 EMS  ES  SUN-R75  UL  JS  MS  NICE  PARIS	 JSV  MSV  SUN-R75V  JVH  JVH-A  JVH-73-A
2 fields	 BASEL  BASEL-SE  MS-BASEL  MS-BASEL-SE  PARIS-GE  PARIS-GE-SE  ROM  MS-ROM  PARIS-SR  WIEN	 BRIG  BRIG-SE  MSV-BRIG  MSV-BRIG-SE  ZUG  MSV-ZUG  BERN  BERN-73
3 fields	 PRAG  PRAG-SE  MS-PRAG  MS-PRAG-SE  PARIS-PRAG  PARIS-PRAG-SE  PISA  MS-PISA  PARIS-PISA  LINZ	 VISP  VISP-SE  MSV-VISP  MSV-VISP-SE  SION  MSV-SION  CHUR  CHUR-73


Closed models




TZ




GE



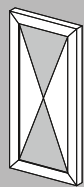
GE-SE




DIJON




SR



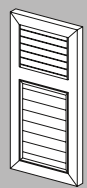
AMSTERDAM



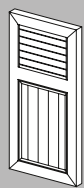
ACO



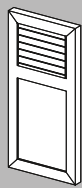
ACO-RS



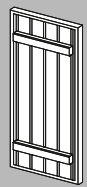
TZ-GE



TZ-GE-SE



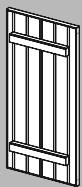
TZ-ROM



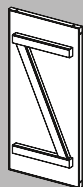
DIJON-B



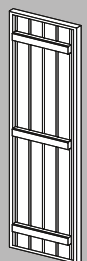
DIJON-Z



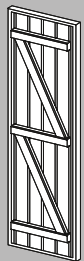
ACO-RS-B



ACO-Z



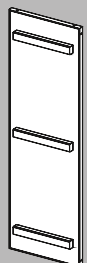
DIJON-BB



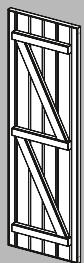
DIJON-ZZ



TZ-PISA




ACO-BB




ACO-RS-ZZ


Special centres




ISO



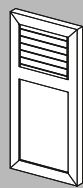
ISO-RW



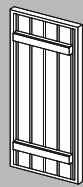
TSW



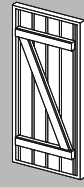
TIZO



TIZO-ROM



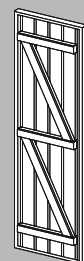
ISO-B



ISO-Z



ISO-BB



ISO-ZZ



TIZO-PISA

EHRET GmbH
Bahnhofstrasse 14-18
D-77972 Mahlberg
Tel. + 49 (0) 78 22/439-0
Fax + 49 (0) 78 22/439-116
www.ehret.com



EHRET window shutters are available exclusively from our authorised dealers.