



Folding sliding shutters

Aluminium shutters



Operating and main- tenance instructions

FOR THE USER
Valid from 09.2011

E 912.2

Notes

The operating and maintenance instructions describe the correct operation, maintenance and care of EHRET folding sliding shutters.

These operating and maintenance instructions are a component part of the product and are therefore always to be retained until the product is disposed of. These operating and maintenance instructions are to be passed along in the event of the sale of this product. These instructions are addressed to the users of EHRET folding sliding shutters.

This product is in accordance with general rules of technology. Safety-conscious behaviour is necessary for commissioning the product safely. For this reason, observe the following notes.

Carefully read through these instructions prior to commissioning. Observe the specified process steps and take into account the notes and recommendations given.

Knowledge of and technically impeccable implementation of the given safety notes and warnings are prerequisite for safe and proper operation of the folding sliding shutters. Insufficient knowledge at the time of commissioning and utilisation lead to the loss of any liability claims against EHRET GmbH.


Should any of the information in these operating and maintenance instructions not be absolutely clear, it is essential that you contact your EHRET dealer.


Contents


Notes	2
Explanation of signs and symbols	4
Safety notes	4
Maintenance notes	5
Care instructions	5
Dismantling and disposal	5
CE EC Declaration of Conformity	6
Product description	
Product properties	7
Operation	7
Warranty	7
Spare parts and repairs	7

Explanation of signs and symbols

Warning notes

 DANGER
▶ Designates imminent danger that could lead to death or severe injuries if the respective precautionary measures are not implemented.

 WARNING
▶ Means that death, severe bodily injury or major property damage could occur if the respective precautionary measures are not implemented.


 CAUTION
▶ Designates potential danger that could lead to minor injuries or property damage if it is not avoided.


- ▶ Directives for action

-
- ▶ **Only operate the folding sliding shutters once you are thoroughly familiar with the contents of these instructions!**
-

Safety notes

- ▶ Only qualified specialist personnel may carry out installation and commissioning!

 WARNING
Incorrect installation could lead to severe injuries and/or damage to property.
▶ Follow all installation instructions.

 WARNING
▶ Take into account the following notes and warnings in order to avoid dangers and to protect the product.

- ▶ No personnel or obstacles are permitted to be within the range of pivoting and/or travelling shutters while they are moving. Keep personnel and objects away until the shutters have reached their final position.
- ▶ Do not reach into moving parts or closing areas while shutters are opening or closing.
- ▶ Make sure that no articles of clothing or body parts are able to be caught by moving parts in the system.
- ▶ Ice could form on the product in the event of snowfall, sleet or icy rain. Do not operate equipment until the ice is no longer present.
- ▶ Make sure that the shutters are locked before any wind load occurs.
- ▶ The shutters may not be operated at wind speeds from 62 km/h (stormy wind).
- ▶ No additional loads such as persons or objects are permitted to have an effect on the shutters.
- ▶ Shutters are not intended to protect individuals from falls.

Maintenance notes

WARNING

Danger of injury due to lack of regular maintenance

- ▶ Regularly check the folding sliding shutter system for signs of damage or wear. Systems which require repairs must no longer be used.

NOTE

- ▶ EHRET folding sliding shutters must undergo maintenance regularly, i.e. at least once per year.
- ▶ All inspection and maintenance work may only be carried out by an EHRET dealer.

Necessary maintenance work

- ▶ Check all fittings for signs of wear, damage or breakages.
- ▶ Make sure that all fastening screws and nuts are securely positioned.
- ▶ Carry out a functional test.

Care instructions

- ▶ Coated aluminium parts should be cleaned at least once a year and more frequently in the event of increased environmental effects.
- ▶ Dust and dirt deposits must be removed from coated aluminium parts by washing them with warm water using added neutral wetting agents that do not attack aluminium.
- ▶ Use a soft sponge or cloth for cleaning. Acid and alkaline cleaning agents are not suitable.
- ▶ The use of mechanical cleaning means with an abrasive action are not suitable as they can damage the surface of the paint.

Dismantling and disposal

CAUTION

Injury to personnel or damage to property arising from incorrect dismantling

- ▶ Repairs and dismantling must only be carried out by your EHRET dealer.
- ▶ Dismantling and new installation of the product must be carried out by a specialised company in accordance with the current guidelines and standards. Any missing documents must always be requested from an EHRET dealer before beginning dismantling or new installation.
- ▶ Dispose of any product which has become unusable in accordance with the applicable statutory regulations.

CE EC Declaration of Conformity

(Original EC Declaration of Conformity)
in accordance with Construction Products Directive 89/106/EEC

The manufacturer: EHRET GmbH
Aluminium Shutters
Bahnhofstrasse 14-18
D-77972 Mahlberg

declares that the product: **EHRET folding sliding shutter**
Description of function: Privacy screen, protection against sun and glare

to which this guideline refers is in conformance with the stipulations of the EC directives indicated above

The following harmonised standards have been applied in full:

EN 13659 : 2015-05	Shutters and external venetian blinds – Performance requirements including safety
EN 1932 : 2013-06	External blinds and shutters – Resistance to wind loads
EN 13527 : 1999-10	Shutters and blinds – Measurement of operating force

Name and address of the individual who is authorised to assemble the technical documentation:

Ralf Gielen
Head of Technology

Location: D-77972 Mahlberg
Date: 01.03.2015



EHRET GmbH
Andreas Schnaase
Head of Sales



EHRET GmbH
Manuel Meier
Management

Product description

Product properties

- EHRET folding sliding systems consist of aluminium window shutters, which are fastened to the building exterior using a guide system. The shutters either fold inwards or outwards.
- The guide system consists of an upper rail, a lower guide rail and fitting parts mounted on the sliding sashes.
- The shutter models are produced with different frame profiles depending on the dimensions. The model selection offers centre elements made of fixed slats and shutter models with closed centre elements.
- Folding sliding systems are external shutters fitted in front of windows or doors which serve as sun and glare protection and screens.

Operation

WARNING

Danger of injury/property damage caused by falling folding sliding sashes

Failure to use wind bracing may result in fitting parts breaking and therefore in the folding sliding sashes falling.

- ▶ Use wind bracing to secure free-standing rotary sashes in their open position.

- EHRET folding sliding systems are operated manually.
- They are locked with pull catches. Before the sashes are opened, the bolt on the pull catch is actuated by moderately pulling the pull cord, which releases the folding sliding shutter so it can be opened.
- If the folding sash is opened to a 90° position, wind bracing is provided by fitting the pull catch centrally or a detent function is integrated in the fitting.

Warranty

- The statutory limitation period shall apply for warranty claims. This is predicated on the provision of regular maintenance. Wear and tear parts such as supplied fittings are excluded from the warranty.
- Assessment of the coating surface is performed in accordance with the regulations of the GSB (Quality Association for Piecework Coating of Components). The assessment is carried out at a perpendicular viewing distance of 3 metres, outdoors, and with diffuse, natural daylight. Any coating defects which cannot be detected from this viewing distance without any tools are disregarded.
- Colour differences in comparison to other products may occur, however, even though they were painted with the same colour (e.g. RAL). Colour differences can be brought about by factors relating to carrier surface preparation, processing technology, batches or weathering duration. For technical reasons, these cannot be prevented and shall not constitute grounds for warranty claims.

Spare parts and repairs

CAUTION

Injury to personnel or damage to property arising from incorrect repairs

- ▶ Repairs must only be carried out by your EHRET dealer.

- In order to ensure that your folding sliding shutters remain functional in the long term, only original EHRET spare parts may be used. If necessary, contact your EHRET dealer.

EHRET GmbH

Aluminium shutters

Bahnhofstrasse 14–18

77972 Mahlberg, Germany

Tel. + 49 (0) 78 22/439-0

Fax + 49 (0) 78 22/439-116

www.ehret.com