

EHRET

Window/sliding shutters Aluminium shutters



Operating and main- tenance instructions

FOR THE USER
Valid from 09.2011

E 914.5

Notes

The operating and maintenance instructions describe the correct operation, maintenance and care of EHRET folding sliding shutters.

These operating and maintenance instructions are a component part of the product and are therefore always to be retained until the product is disposed of. These operating and maintenance instructions are to be passed along in the event of the sale of this product. These instructions are addressed to the users of EHRET folding sliding shutters.

This product is in accordance with general rules of technology. Safety-conscious behaviour is necessary for commissioning the product safely. For this reason, observe the following notes.

Carefully read through these instructions prior to commissioning. Observe the specified process steps and take into account the notes and recommendations given.

Knowledge of and technically impeccable implementation of the given safety notes and warnings are prerequisite for safe and proper operation of the folding sliding shutters. Insufficient knowledge at the time of commissioning and utilisation lead to the loss of any liability claims against EHRET GmbH. Any installation or operation in deviation from our installation and operating instructions – either in full or in part – will result in the warranty becoming void.

Should any of the information in these operating and maintenance instructions not be absolutely clear, it is essential that you contact your EHRET dealer.

Contents

Notes 2

Explanation of signs and symbols 4

Safety notes 4

Maintenance notes 5

CE EC Declaration of Conformity 6

Product description

Product properties 7


Care instructions 7


Warranty 7


Spare parts, repairs, dismantling and disposal 7

Explanation of signs and symbols

Warning notes

 DANGER
▶ Designates an immediately pending danger that could lead to death or severe injuries if the respective precautionary measures are not implemented.


 WARNING
▶ Means that death, severe bodily injury or major property damage could occur if the respective precautionary measures are not implemented.

 CAUTION
▶ Means a possibly pending danger that could lead to minor injuries or property damage if it is not avoided.


- ▶ Directives for action

Safety notes

- ▶ Only qualified specialist personnel may carry out installation and commissioning!

 WARNING
Incorrect installation could lead to severe injuries and/or damage to property.
▶ Follow all installation instructions.

- ▶ Only operate the window/sliding shutters once you are thoroughly familiar with the contents of these instructions!

 WARNING
▶ Take into account the following notes and warnings in order to avoid dangers and to protect the product.

- ▶ Electrical work may be carried out only by authorised electricians.
- ▶ The specified connection diagrams are to be observed, as otherwise damage to the motor could occur. EHRET assumes no liability for damage resulting from incorrect installation.
- ▶ Do not touch any internal parts of the product that become exposed as the result of damage (e.g. electrical cables/lines). In such cases, you must notify your EHRET dealer.
- ▶ Discontinue operation of your electrical drive at once in the event of smoke or fumes. Notify your EHRET dealer.
- ▶ Do not allow children to play with the operating apparatus of the window shutter drives.
- ▶ Electrical/electronic devices are not secure against failure. Make sure that no hazardous situations for personnel or product could arise in the event of a power failure.

Maintenance notes

- ▶ Devices with electrical controls could go into motion at any time and without warning. Prevent situations hazardous to personnel and product that arise from this fact.
- ▶ No personnel or obstacles are permitted to be within the range of pivoting and/or travelling shutters in normal operation. Keep personnel and objects away until the shutters have reached their final position.
- ▶ Do not reach into moving parts or closing areas while shutters are opening or closing.
- ▶ Make sure that no articles of clothing or body parts are able to be caught by moving parts in the system.
- ▶ Ice could form on the product in the event of snowfall, sleet or icy rain. Do not operate equipment until the ice formation is no longer present, and switch automatic controls to manual.
- ▶ Make sure that the shutters are locked before any wind load occurs.
- ▶ The shutters may not be operated at wind speeds from 62 km/h (stormy wind).
- ▶ No additional loads such as persons or objects are permitted to have an effect on the shutters.
- ▶ Shutters are not intended to protect individuals from falls.



CAUTION

Injury to personnel or damage to property arising from incorrect repairs or dismantling

- ▶ Repairs and dismantling must only be carried out by your EHRET dealer.



DANGER



Danger of death from electric shock

- ▶ If electrical parts are undergoing maintenance or inspection, the drive must be disconnected from the power and secured against re-connection.



WARNING

Danger of injury due to lack of regular maintenance

- ▶ Regularly check the sliding shutter system for signs of damage or wear. Systems which require repairs must no longer be used.

NOTE

- ▶ EHRET window/sliding shutters must undergo maintenance regularly, i.e. at least once per year.
- ▶ All inspection and maintenance work may only be carried out by an EHRET dealer.

Necessary maintenance work

- ▶ Check the drive for visible wear or for damage to the motor housing, motor cable, rail connection or cable pulleys.
- ▶ Check all fittings for signs of wear, damage or breakages.
- ▶ Make sure that all fastening screws and nuts are securely positioned.
- ▶ Carry out a functional test.

CE EC Declaration of Conformity

(Original EC Declaration of Conformity)

In accordance with Machinery Directive 2006/42/EC, Annex II, 1. A.

In accordance with EMC Directive 2004/108/EC

In accordance with Low Voltage Directive 73/23/EEC

In accordance with the Construction Products Directive 89/106/EEC

The manufacturer: EHRET GmbH
Aluminium shutters
Bahnhofstrasse 14–18
77972 Mahlberg, Germany

declares that the product: **EHRET window/sliding shutter
with manual or electrical operation**

Description of function: **Sun/glare protection and screen**

to which this guideline refers meets all the applicable requirements of the EC Directives specified above. The protection objectives of the EC Directive 2006/95/EC are adhered to.

The following harmonised standards have been applied in full:

EN 13659:2004+A1:2008 Shutters – Performance requirements including safety
EN 60335-2-97:2006 Household and similar electrical appliances - Safety,
+ A11:2008 + A2:2010 Part 2–97: Particular requirements for drives for rolling shutters, awnings, blinds and similar equipment.

—

Name and address of the individual who is authorised to assemble the technical documentation:

Ralf Gielen
Head of Technology

Location: 77972 Mahlberg, Germany
Date: 01/01/2015



EHRET GmbH
Andreas Schnaase
Head of Sales



EHRET GmbH
Eberhard Schopferer
Management

Product description

Product properties

- EHRET window shutters consist of extruded aluminium frame profiles, which are assembled and bonded in place with a positive-locking connection using corner connection elements.
- EHRET sliding systems consist of aluminium window shutters, which are fastened to the building exterior using a guide system.
- The guide system consists of aluminium carrier, guide and cover profiles.
- The shutter models are produced with different frame profiles depending on the dimensions. The model selection offers centre elements made of fixed or moving slats and shutter models with closed centre elements.
- Operation is either manual or by means of an electric drive.
- Window/sliding shutters are external shutters fitted in front of windows or doors which serve as sun and glare protection and screens.

Care instructions

- Coated aluminium parts should be cleaned at least once a year and more frequently in the event of increased environmental effects.
- Dust and dirt deposits must be removed from coated aluminium parts by washing them with warm water using added neutral wetting agents that do not attack aluminium. Use a soft sponge or cloth for cleaning. Acid and alkaline cleaning agents are not suitable.
- The use of mechanical cleaning means with an abrasive action are not suitable as they can damage the surface of the paint.

Warranty

- The statutory limitation period shall apply for warranty claims. This is predicated on the provision of regular maintenance. Wear and tear parts such as gears, bearings, pulley wheels, steel cables and supplied fittings are excluded from the warranty.
- Assessment of the coating surface is performed in accordance with the regulations of the GSB (Quality Association for Piecework Coating of Components). The assessment is carried out at a perpendicular viewing distance of 3 metres, outdoors, and with diffuse, natural daylight. Any coating defects which cannot be detected from this viewing distance without any tools are disregarded. Colour differences in comparison to other products may occur, however, even though they were painted with the same colour (e.g. RAL). Colour differences can be brought about by factors relating to carrier surface preparation, processing technology, batches or weathering duration. For technical reasons, these cannot be prevented and shall not constitute grounds for warranty claims.

Spare parts, repairs, dismantling and disposal

- In order to ensure that your window/sliding shutters remain functional in the long term, only original EHRET spare parts may be used. If necessary, contact your EHRET dealer.
- Dismantling and new installation of the product must be carried out by a specialised company in accordance with the current guidelines and standards. Any missing documents must always be requested from an EHRET dealer before beginning dismantling or new installation.
- Dispose of any product which has become unusable in accordance with the applicable statutory regulations.

EHRET GmbH

Aluminium shutters

Bahnhofstrasse 14–18

77972 Mahlberg, Germany

Tel. + 49 (0) 78 22/439-0

Fax + 49 (0) 78 22/439-116

www.ehret.com