

Weather-resistant and maintenance-friendly

Highly weatherproof powder coating (HWF)



Coating quality
Class 2

42 RAL colours and 15 finishes in class 2 quality

Powder coatings from EHRET are of a first-class colour quality, which combines aesthetics and cost effectiveness. EHRET offers the most popular customer colours (over 40 different RAL colour shades) and wood finishes in standard HWF class 2 quality at no extra charge. Additional colours are also available in HWF class 2 quality.

Your added value with HWF class 2 quality

- longer colour and shine stability
- better scratch resistance
- without disruptive reflections
- extended cleaning intervals

Surface finish with texture

As an innovative surface texture, we offer a finely textured matte (FSM) surface as standard. The FSM effect makes the window shutters even easier to maintain, since the lower dirt adhesion and easier cleaning allows for longer cleaning intervals with reduced cleaning effort.



Tested quality

To fully guarantee the quality, everything from production through to the quality powder coating is monitored by the Qualicoat and Qualideco quality assurance associations for coating quality (class 2).

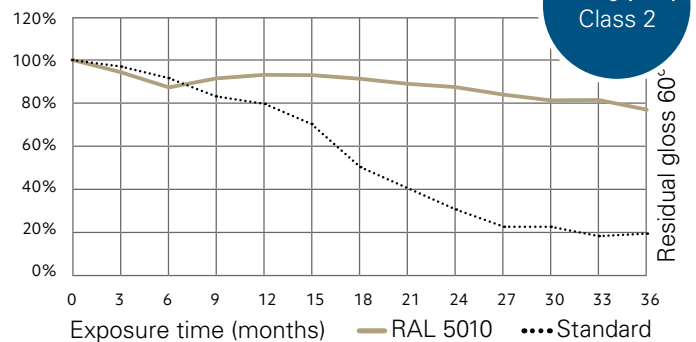
Quality that impresses

Certified highly weatherproof powder coatings withstand three times the weather-induced stress in the hot and humid Florida climate when compared to traditional weatherproof powder coatings as well as meet the quality requirements defined by Qualicoat "class 2"!

Extended testing in Florida and various expedited weather tests continue to confirm the high quality of the proven HWF powder coating. The adjacent graph illustrates the robust nature of the highly weatherproof coating when it comes to shine stability as compared to a traditional façade coating of weathering class 1 during the Weather-O-Meter® (WOM) test.

The curing temperature and times are key parameters of the coating process. The use of reactive powder coatings allows us to realise homogeneous and attractive coating results as regards the surface finish, level of gloss and colour shade.


Florida weathering, residual gloss



Our partner for first-class quality:




Change in colour shade after 700 h QUV-B DIN EN ISO 16474. Monitoring distance > 5 m



Considerable change noticeable

Minimal change noticeable

Scratch test with Martindale tester



After scratch test fewer notch marks measured and visible.

Correct cleaning and maintenance

In areas with low environmental pollution, aluminium window shutters do not require much maintenance. However, regular cleaning of the surface coating ensures that the shutters look brand new for a long time.

Our recommendation

- Loose dirt deposits can be wiped away easily with warm water and a soft sponge.
- For stubborn dirt, neutral cleaning agents (e.g. normal washing-up liquid) can also be used.

Important

Never use chemical cleaning agents or abrasive powder to clean the window shutters. They are bad for the surface because the abrasiveness damages the paint finish.